

PreK

QUARTERLY



God Always Helps

3RD QUARTER 2023
JUL • AUG • SEPT



PreK Quarterly

3RD QUARTER 2023

JUL • AUG • SEPT

VOLUME 5 • NUMBER 3

PreK Quarterly is published quarterly by SECC and AdventSource

Copyright © 2023 Southeastern California Conference of Seventh-day Adventists (SECC), 11330 Riverwalk Pkwy, Riverside, CA.

All Rights Reserved. We grant duplication rights ONLY to purchasing church to be used within its own small groups or classes. Reproducing, copying, distributing, or sharing this study beyond the use of the purchasing church is a breach of ethics and illegal.

www.GrowingTogetherChurch.org



GROWING TOGETHER
Sabbath School Curriculum

Note to Parents

This devotional contains interactive, age-appropriate stories that are aligned with the monthly topic. Older children can also enjoy using the stories as an early reader. Each quarterly emphasizes three “Heartprints,” the main biblical concepts or truths found in the stories. As these truths are repeated, they leave their imprint on the heart of a child for life! Some features are even designed to be interactive for the whole family. It is our prayer that you and your child will enjoy exploring the Bible and growing together in the Lord.

Table of Contents



JULY

God Always Helps

(Daniel in the Lion's Den)

Great Tips	2
Story	4
Application Verse	12
Weekly Activities	13



AUGUST

I Can Live by Faith (Heaven's Heroes)

Great Tips	16
Story	18
Application Verse	24
Weekly Activities	25



SEPTEMBER

The Bible is Special (Life of Jeremiah)

Great Tips	28
Story	30
Application Verse	36
Weekly Activities	37

Great Tips for God Always Helps

Parents, use the following ideas to increase the impact of these stories:

- Read the story together and discuss the emotions Daniel might have felt. Remind your child to trust God to help whenever they face a “lions’ den” problem.
- Share with your child how you have experienced help from God in your own life.
- Ask your child to point out the word **God** every time they see it printed in red.
- Encourage your child to find and count the hidden **buckets** throughout the story.
- As a family, work on memorizing 1 Chronicles 16:11 (ICB).





**God Always
Helps**

The king made a law
that **everyone** must
bow to him
and pray.



But Daniel said,

**"I serve and
pray to **God**
every day."**





"The law's been broken,"
reported some men.

"Now Daniel
must sleep in
the lions' den!"



"Those lions look HUNGRY,"
said the king with a fright.






"I hope my friend, **Daniel**,
is safe through the night."



The king found Daniel
the very next day—
without a scratch
on his head!





"How can this be?"
asked the king.
"God always helps,"
Daniel said.



**Depend on the Lord
and his strength.
Always go to him for help.**

1 Chronicles 16:11 (ICB)

Week 1: July 1-7, 2023

Study Text: Daniel 6:1-10 (ICB)

PLAY

Your child learned that Daniel prayed to God three times a day. Play a game where you do everything three times. Give a command such as “jump” and say it three times. Perform the actions along with your child. Use motions like jumping, clapping, and stomping. You may also want to sing songs or say phrases three times. Remind your child that they can pray anytime and anywhere, and God always hears every prayer. Throughout the week, say the Heartprint with your child: **God Always Helps.**

PRACTICE

Remind your child about the importance of talking to God every day. When we talk to God, we get to know Him better. God wants us to come to Him for help. If you notice your child is anxious or scared about something, stop at that moment and pray with them. Help your child develop the habit of prayer by choosing a time in the morning, evening, and night to pray to God. Thank God, pray for a family member or friend, ask God for His help in a situation, and tell God you love Him. Do this daily to emphasize the importance of a consistent prayer life.

Week 2: July 8-14, 2023

Study Text: Daniel 6:10-16 (ICB)

TALK

Although King Darius loved Daniel, he had to throw him in the lions’ den because of a law he made. King Darius had to follow through on his word and accept the consequences even though they were bad ones. This is a good example of being careful what you promise and keeping your word. It is very important for us to think through our decisions and to do what we say. Explain the importance of speech. Remind them that everything we say should be encouraging and pure. If you say something, mean it so that your child will know words matter.

PLAY

Use paper plates, yarn, and crayons to create lion masks. Use a piece of elastic or craft sticks to wear or hold the mask. Pretend to be lions by crawling and growling. You may want to pretend your house is a zoo full of hungry lions. Explain to your child that Daniel was thrown into a den full of scary lions. God will help us when we are afraid; all we have to do is ask. Throughout the week, say the Heartprint with your child: **God Always Helps.**

Week 3: July 15-21, 2023

Study Text: Daniel 6:10-16 (ICB)

TALK

King Darius stayed up all night wondering if Daniel was going to survive the lions' den. What King Darius didn't know was that God was taking care of the situation. There was no need to worry. When you are faced with difficult situations, how do your children see you? Are you putting your faith in God to help you during these times? Talk with your child about turning to God to help you in scary situations. Throughout the week, say the Heartprint with your child: **God Always Helps.**

EXPLORE

Learn about lions with your child. Go to the library and read about them or look up pictures of them on the Internet. Watch a children's animal video with lions in it. Consider taking a trip to your local zoo to watch the lions. Talk with your child about a lion's strength and potential danger. Explain to your child that God is stronger than any ferocious animal or any other being. God was able to close the strong jaws of the lions to protect Daniel.

Week 4: July 22-28, 2023

Study Text: Daniel 6:10-16 (ICB)

TALK

The Webster story your child heard involved Rosie wandering away from her mom at the store. This story provides an excellent opportunity to remind your child about the importance of staying close to you when in public places. There's a fine line between instilling a healthy fear and making your child anxious. Talk about what to do if they become separated from you. Explain that strangers are simply people you don't know and they can be good or bad, but they shouldn't interact with strangers without you unless it's an emergency. Finally, remind your child to pray and ask God to help whenever they are in a scary situation.

PRACTICE

Begin with practicing the power of prayer by praying with your child asking God to help you and your child in scary situations. Ask God to help you make choices that keep you safe. Practice safety with your child by role-playing different situations your child may find themselves in. Practice how to recognize and understand the difference between good strangers (people you know and trust, authority figures, teachers, etc.) and bad ones (those who could potentially harm your child). Practice what to do if your child becomes separated from you in different places. Throughout the week, say the Heartprint with your child: **God Always Helps.**

Week 5: July 29-August 5, 2023

Study Text: Daniel 6:10-16 (ICB)

TALK

Have a special time of prayer with your family. Light some candles and discuss a time in your life when you were anxious about something and asked for God's help in the situation. Share how God answered your prayers. Explain God is always faithful to answer our prayers, but not always the way we want. We have to remember God's way is always best. Allow your child to tell you some things they would like to pray about, and then pray for those things together as a family. Thank God for helping us in every situation.

PRACTICE

Spend time each day and write specific things your family wants God's help with on Post-it notes or slips of paper. Add the requests to a large poster board or area in your home so everyone can see them. Allow different family members to pray over the items each day. At the end of the week, re-read the prayer items and take note of how God helped in each situation. Remind your child that they can ask for God's help in any situation from any location and God will hear your child. Throughout the week, say the Heartprint with your child: **God Always Helps.**

SING

July Song

Sing this song to the tune of "God is So Good"

**Daniel prayed to God.
Daniel prayed to God.
Daniel prayed to God.
Three times each day.**

**God Always Helps,
God Always Helps,
God Always Helps,
God hears every word.**

Great Tips for *I Can Live by Faith*

Parents, use the following ideas to increase the impact of these stories:

- This story illustrates and reviews several characters from Hebrews 11 (Heroes of the Faith). Encourage your child to recall facts from each story using the provided pictures as a reference.
- Discuss with your child the many ways we can demonstrate faith in God. Share your own experiences as a testimony of living by faith.
- Ask your child to point out the word **God** every time they see it printed in red.
- Encourage your child to find and count the hidden **watches** throughout the story.
- As a family, work on memorizing 1 Corinthians 16:13 (ICB).



*I Can Live
by Faith*





Moses
chose to
speak out
for **God**
against
the wicked
Pharaoh.



**Rahab chose
to help
others for
God.**

**She
showed
them
where
to go.**

Joshua marched around the wall,
obeying **God's** command.



And **Gideon** led the army for **God**. He chose to take a stand.





**These Heroes of the Faith
are in the Bible, it's true.**

**I Can Live by Faith
like them. You can
live by faith too!**



**...Continue strong in the faith.
Have courage, and be strong.**

1 Corinthians 16:13 (ICB)



Week 6: August 5-11, 2023

Study Text: Hebrews 11; Exodus 5–14 (ICB)

TALK

Moses and God's people were Pharaoh's slaves. What does that mean? Because they were slaves, the people had to do whatever Pharaoh wanted them to do. List for your child things the Israelites probably had to do for Pharaoh, including physical labor and taking care of the land. Encourage your child to suggest a few of their duties as well. Ask your child if they would want to be a slave. Pharaoh treated God's people very badly. Ask your child if they would want to be treated that way? Remind your child of the blessings of being free. Throughout the week, say the Heartprint with your child: ***I Can Live by Faith.***

PLAY

Set a large plastic container outside and fill it halfway with water. Remind your child that Moses had faith in God, and God spread apart the water so Moses could get across. Encourage your child to try to split the water in half. Allow a minute or two for your child to play in the water and try to part it. After they discover it is impossible, remind your child that only God can part the waters. God loved Moses very much, and because Moses had faith, God performed a miracle and did something no one else could do. Remind your child God loves them too, and if your child believes in God, He will do many great things for them.

Week 7: August 12-18, 2023

Study Text: Hebrews 11; Joshua 2 (ICB)

EXPLORE

Rahab displayed great faith when she helped the two men God sent to her city. She played a large role in fulfilling God's plan for the Israelites. Take your child to your local library and check out several books about helpers. Find picture books of policemen, firemen, doctors, and other occupations whose job is to help others. Explain to your child the role of each person, and ask your child if they can think of anyone else who helps or has helped others. Remind them that God wants us to be faithful and help others whenever we get the chance. Throughout the week, say the Heartprint with your child: ***I Can Live by Faith.***

PRACTICE

Just like Rahab helped God's servants when they needed help the most, you and your child can offer help to those around you who may need it. Look for people in your church or in your neighborhood to whom you can offer assistance. Maybe you can make lemonade for them, water their garden, or feed their pet. As you do, remind your child that God uses us to help others and show God's love to them. If you want to get creative, write, "Tag—You're It" on several cards. Encourage your child to give a card to each person you help, and then encourage that person to help someone else.

Week 8: August 19-25, 2023

Study Text: Hebrews 11; Joshua 6 (ICB)

TALK

Talk about the story of Joshua and the walls of Jericho. If you need to, give a summary of the story as a reminder. Ask why the walls of Jericho fell. Was it Joshua and the Israelites who caused the walls to fall? Help your child to understand it was ultimately God who made the walls fall, but God did this only because Joshua obeyed and walked around the walls. Relate this to other things people pray about. For instance, when people pray for sick friends to get better, it is God who makes them better, but God uses doctors and nurses to help. Throughout the week, say the Heartprint with your child: **I Can Live by Faith.**

PRACTICE

Choose a chore you would like your child to do, but choose a chore that would be impossible for your child to do alone, such as cleaning their room or washing the dishes. When your child realizes the task is impossible, remind them it is okay to ask an adult for help. Some things are just too big to do alone, but God promises He will help us if we ask. Joshua knew he couldn't knock down the walls of Jericho alone, but God offered His help, and together they were able to make the walls fall. Once your child understands this, help them complete the task you assigned.

Week 9: August 26-September 1, 2023


Study Text: Hebrews 11; Judges 6-8 (ICB)

TALK

Talk to your child about fears. What are they afraid of? Share a few things you are afraid of too. Then, talk to your child about courage. Ask if they can tell you what courage means. Courage means being willing to do something, even if it might be scary. **Ask your child, "What is something God might want us to do even though it is scary?"** Some possible answers include telling others about God and being nice to people we don't like very much. Encourage your child to do what is right, even when it isn't easy. Throughout the week, say the Heartprint with your child: **I Can Live by Faith.**

EXPLORE

Allow your child to pick out several of their favorite storybooks. Choose one or two of them to read, and choose books that have good and bad characters. As you read the story to your child, talk about the decisions the characters made. Why were the bad characters' choices bad? Why was it hard for the good characters to make good choices? Remind your child that making good choices is not always easy, but we must stand up for what is right, just like the good characters in the story.



August Song

Sing this song to the tune of "Dem Bones"

**I live, I live by . . . by faith.
I live, I live by . . . by faith.
I live, I live by . . . by faith.
I live by faith in the Lord.**

**I stand, I stand by . . . by faith.
I stand, I stand by . . . by faith.
I stand, I stand by . . . by faith.
I stand by faith in the Lord.**

Great Tips for The Bible is Special

Parents, use the following ideas to increase the impact of these stories:

- Make sure your child has a Bible and read from it together with them.
- Hide the Bible and encourage your child to go on a “Treasure Hunt” to find it.
- Look for opportunities to reference God’s Word throughout daily activities to reinforce its relevance for your child.
- Ask your child to point out the word **God** every time they see it printed in red.
- Encourage your child to find and count the hidden *butterflies* throughout the story.
- As a family, work on memorizing Psalm 119:11 (ICB).






*The Bible
is Special*



I have a
special
treasure.
You probably
have one too!

 It helps me make
good choices and tells
me what to do. 

It is the **most amazing book—**
better than all the rest.



Of all the books
in all the
stacks,
this one is
the best.





**My treasure
is the Bible.**

**It's God's gift
for you and
me.**



The Bible is special
and it will always be!



**I have taken
your words
to heart
so I would
not sin
against you.**

Psalm 119:11 (ICB)

Week 10: September 2-8, 2023
Study Text: Jeremiah 1:4-19 (ICB)

EXPLORE 

Find and mark a few verses that are special to you in a Bible. Place the Bible inside a box, a covered basket, or if you have one, a treasure chest. Ask family members if they found a treasure chest what they would want to find inside. Allow everyone a chance to participate and don't disregard anyone's answers as being trivial. Open the box or uncover the basket and pull out the Bible. Emphasize that the Bible is a special treasure. Read the Bible verses you marked and share why they are important to you. Read and say Psalm 119:11(ICB) together as a family. Throughout the week, say the Heartprint with your child: **The Bible is Special.**

TALK 

Explain to your child the Bible is God's words to us. It tells us how much God loves us and how we can show love to God. Talk about the importance of learning the Bible and obeying what it says. Share a time when you were disobedient and the result of it. This is an opportunity to tell your child that you love them, care for them, and protect them. Remind your child that the rules you have, and instruction you give them, are for their good.

Week 11: September 9-15, 2023
Study Text: Jeremiah 24 (ICB)

TALK 

Look through a Bible with your child. Talk with them about why the Bible is so special. Remind your child that the Bible is a letter of love from God. Explain how God's words can help us in all situations. There are verses for when we are sad, scared, happy, thankful, or need encouragement. There are verses to help us when we need guidance in our lives. The Bible is the story of God's love for us. Throughout the week, say the Heartprint with your child: **The Bible is Special.**

EXPLORE 

Allow a fruit to go bad (putting a banana in the freezer over-ripens it quickly). Have another piece of the same fruit, but one that isn't over-ripe. Show your child both fruits. Talk about which piece they would rather eat. Relate it with what your child learned in class this week. God showed Jeremiah good fruit that represented the people who loved and obeyed God. Then God showed him the bad fruit represented the people who continually disobeyed God. Encourage your child to be like the good fruit with their life.

Week 12: September 16-22, 2023

Study Text: Jeremiah 10 (ICB)

PLAY

Play a game of Mirror Obedience with your family. Have family members look in the mirror and wiggle their noses, blink their eyes, and touch their ears. Talk about how the mirror does exactly what they did. Then have family members face each other and try to copy each other's actions. Encourage your family to follow God's words in the Bible.

TALK

Jeremiah told the people who were worshipping false gods that the statues were like scarecrows. A scarecrow sits in a field pretending to be a person in order to keep the birds away. But the scarecrow is not a real person—it is fake. The gods the Israelites were worshipping were not real. There is only one true God and He is alive and real. Find Psalm 119:11 (ICB) in the Bible and read it to your child. Say it together and remind them that **The Bible is Special** because it tells us about the real, living God. Throughout the week, say the Heartprint with your child: **The Bible is Special**.

Week 13: September 23-29, 2023

Study Text: Jeremiah 18 (ICB)

TALK

Read John 14:15 (ICB) with your child. Talk about the verse, emphasizing the importance of loving and obeying God. Loving God leads us to following God's rules, which God gave us to help us and protect us. God gave the Israelites a chance to change their bad choices into good choices, but they chose to keep worshipping other gods. Remind your child God gives us the Bible to help us know how to make good choices. Throughout the week, say the Heartprint with your child: **The Bible is Special**.

PRACTICE

Play a game with your child, but disregard the rules. After a few minutes of playing, talk about why the rules are necessary for the game. Name some different rules you have in your home. What is their purpose and why are they important? What happens when the rules are broken? What is the purpose of choosing to follow God's rules and why are they important? What are some possible outcomes when we break God's rules? End your time together by praying to God and ask God to help you obey and make good choices.

Week 14: September 30-October 6, 2023

Study Text: Jeremiah 36 (ICB)

TALK

Jeremiah shared God's words with the kings who led the people. One of the kings during Jeremiah's life followed and obeyed God. The rest disobeyed God and worshiped false gods. But Jeremiah continued to share God's words with everyone. Read 2 John 1:6a (ICB) to your child, and talk about how to apply the verse to your life. When we love God, we obey God's words. When we obey God, we show our love. Encourage your child to share what they have learned about God and the Bible with others. Throughout the week, say the Heartprint with your child: **The Bible is Special.**

PLAY

Review 2 John 1:6a (ICB) with your child. The Bible tells us to live like Jesus and follow His ways. Play a game of Follow the Leader with family members, allowing everyone a turn at being the leader. Afterward, emphasize God should be our leader and we should follow God and His ways. End the activity in prayer, thanking God for the Bible and asking Him to help you follow the Bible and lead others to do the same.

SING

September Song

Sing this song to the tune of "The Farmer in the Dell"

**The Bible is special.
The Bible is special.
It tells us how God loves us all,
The Bible is special.**

PreK Quarterly

3RD QUARTER 2023

JUL • AUG • SEPT

VOLUME 5 • NUMBER 3

DESIGNERS

Tanner Nababan, *BFA*, Ellie Chuah, *BFA*

LAYOUT EDITORS

Robi Gozzo, Judi Jeffreys

PASTORAL CONTENT DEVELOPERS

Danielle Berumen, *BA*, Linda Biswas, *MTS*,
Ken Curtis, *DMin*, Cliff Lim, *MDiv*, Kevin
Straine, *MTS*, Christine Pitt, *MDiv*

CONTENT EDITORS

Jen Classen, *BA*, Amilia Hoffman, *BA*,
Alpha Islas, *MAT*, Joseph Santos, *BA*, Ann
Sauder, *BS*, Vianay Valadez, *MAT*

COPY EDITORS

Gretchen Bethurum, *BA*, Amor Caro Del
Castillo, *MAT*, Lori Giddings

DESIGN DIRECTOR

Rachelle Offenback, *BFA*

OPERATIONAL DIRECTOR

Lynn Delinger, *BFA*

MINISTRY DIRECTOR

Mark Ricalde, *BA*

MANAGING DIRECTOR

Andre Dos Santos

EXECUTIVE DIRECTOR, SECC YOUTH DIRECTOR

Aren Rennacker, *MTS*

SECC PRESIDENT

Jonathan Park, *DMin*



GROWING TOGETHER
Sabbath School Curriculum

www.GrowingTogetherChurch.org

Growing Together Sabbath School Curriculum is a ministry of the SECC

Copyright © 2023 Growing Together and Southeastern
California Conference of Seventh-day Adventists
(SECC), 11330 Riverwalk Pkwy, Riverside, CA.

All Rights Reserved.

We grant duplication rights **ONLY** to purchasing church to be used within its own small groups or classes. Reproducing, copying, distributing, or sharing this study beyond the use of the purchasing church is a breach of ethics and illegal.

Notice: By submitting letters, testimonies, and other materials to Growing Together, you agree all submissions are the property of Growing Together, and you agree that Growing Together has been granted the non-exclusive right to use and/or reproduce any submission in any manner and for any purpose.